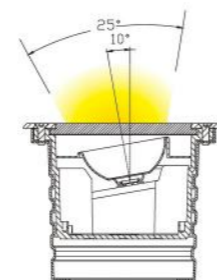
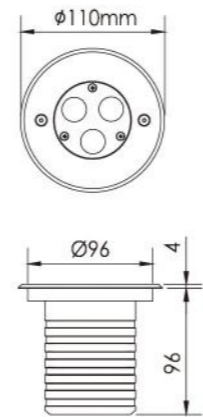


Inground Light Series

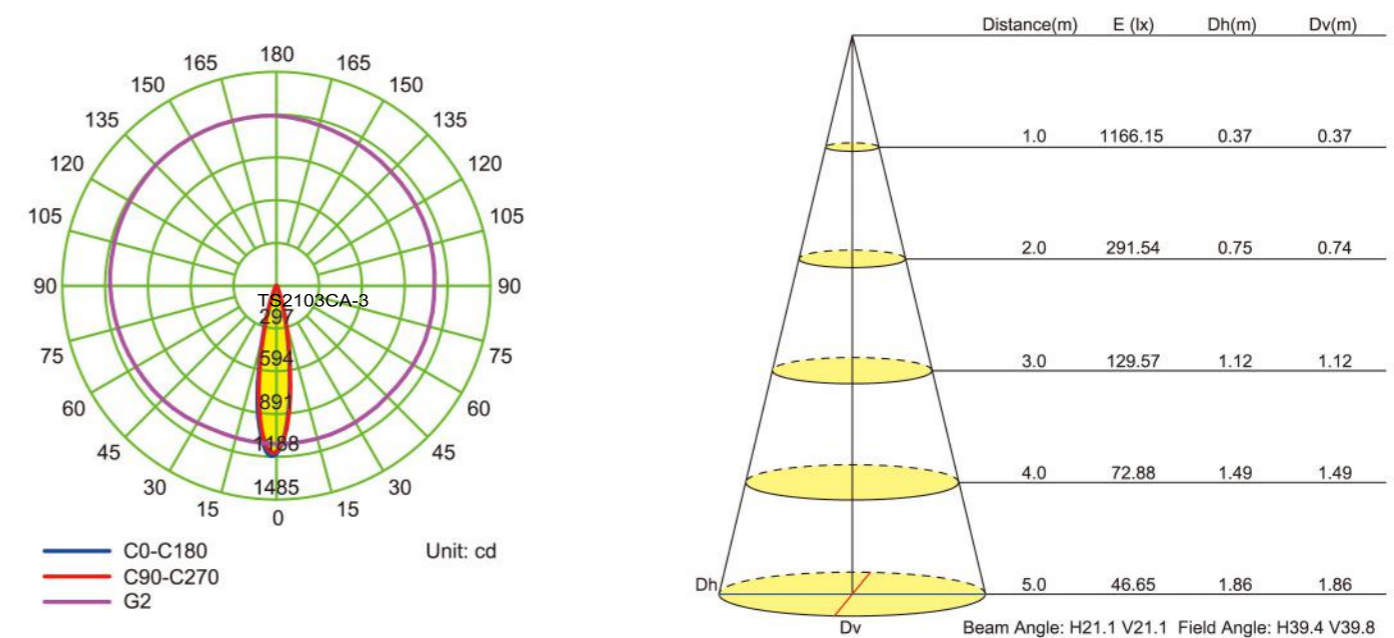
XT2130C



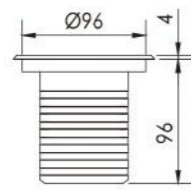
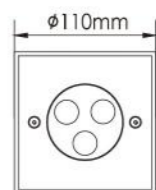
Specification

Product Code			
LED Brand	CREE	CREE	CREE COB
LED Quantity	3pcs	3pcs	1pc
Rated Power	6W	3.5W	6W
Input Voltage	DC12V/AC100-240V	DC12V/AC100-240V	AC100-240V
Frequency Range	50/60Hz	50/60Hz	50/60Hz
Color	RGB/Single	RGB/Single	Single
Beam Angle	5° 12.5° 20° 30° 45° 60°		25° Asy. 10°
Control Model	PWM/CC	PWM/CC	CC
Life	50000H	50000H	50000H
Protection Grade	IP67	IP67	IP67
Ambient Temperature	- 25°C ~ 50°C	- 25°C ~ 50°C	- 25°C ~ 50°C
Ambient Humidity	10% ~ 90%	10% ~ 90%	10% ~ 90%

Distribution Curve Flux (SBC Case) Flux (SBC Case)



XT2103S



XT2103C-C6

