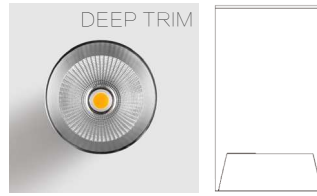


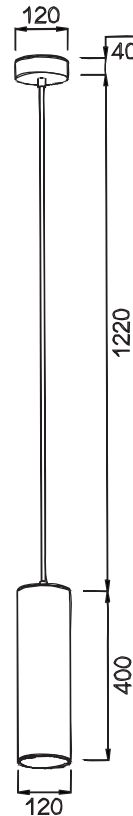

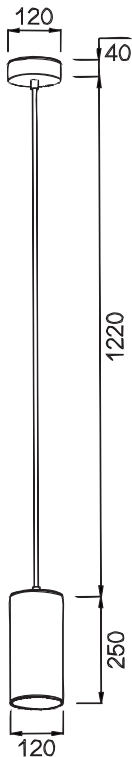
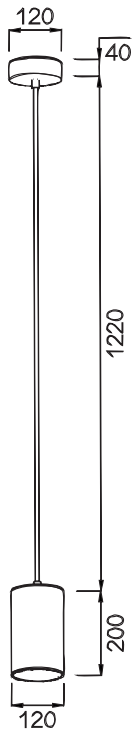


# XT LIGHTING DATASHEET XT-PRSSD120-200/250/300/400



- Machined 316L# stainless steel housing
- Integral gear
- Fire resistant silicone seal waterproof gasket
- 2mm thick toughened glass
- CE/ SAA/ IP65/ Class 1
- Lamp: CREE COB
- CCT: 3000K/4000K/5000K/CRI  $\geq$  80 (Optional: CRI 95)
- Beam Angle: 12° /24° /36° /60°
- HEP Driver: 220-240Vac/ Constant current/ WT:-20~+50° C
- Warranty: 3 years (Optional: 5 years)

|                |              |                |              |                |              |                |              |
|----------------|--------------|----------------|--------------|----------------|--------------|----------------|--------------|
| • <b>CODE</b>  | <b>COLOR</b> | • <b>CODE</b>  | <b>COLOR</b> | • <b>CODE</b>  | <b>COLOR</b> | • <b>CODE</b>  | <b>COLOR</b> |
| PDRDSSM1220    | MIRROED      | PDRDSSM1225    | MIRROED      | PDRDSSM1230    | MIRROED      | PDRDSSM1240    | MIRROED      |
| PDRDSSB1220    | BRUSHED      | PDRDSSB1225    | BRUSHED      | PDRDSSB1230    | BRUSHED      | PDRDSSB1240    | BRUSHED      |
| POWER:1x15/20W |              | POWER:1x15/20W |              | POWER:1x15/20W |              | POWER:1x15/20W |              |



- **POWER DETAILS**  
 1x15W CREE CXA1512 12° 1674lm /24° 1542lm /36° 1439lm /60° 1399lm  
 1x20W CREE CXA2520 12° 2225lm /24° 2153lm /36° 2042lm /60° 1965m