

- Extruded aluminium and die-cast aluminium housing
- DuPont Outdoor UV resistant powdercoat finish
- 316# stainless steel screws/ Integral gear
- Fire resistant silicone seal waterproof gasket
- 8mm thick toughened FLUSH glass with trim
- CE/ SAA/ IP65/ Class 1
- Lamp: CREE COB
- CCT: 3000K/4000K/5000K/CRI ≥ 80 (Optional: CRI 95)
- Beam Angle: 24° / 36° / 60°
- Meanwell driver: 100-240VAC/ Constant current/ WT:-30~+70° C
- Warranty: 3 years (Optional: 5 years)

• **CODE** **COLOR**
 UDSB20202 BLACK
 UDSG20202 GREY
 UDSW20202 WHITE

• **CODE** **COLOR**
 UDSB20302 BLACK
 UDSG20302 GREY
 UDSW20302 WHITE

• **CODE** **COLOR**
 UDSB20402 BLACK
 UDSG20402 GREY
 UDSW20402 WHITE

• **CODE** **COLOR**
 UDSB20602 BLACK
 UDSG20602 GREY
 UDSW20602 WHITE

POWER: 2x20W/30W/50W

POWER: 2x20W/30W/50W

POWER: 2x20W/30W/50W

POWER: 2x20W/30W/50W

• **CODE** **COLOR**
 UDSB20201 BLACK
 UDSG20201 GREY
 UDSW20201 WHITE

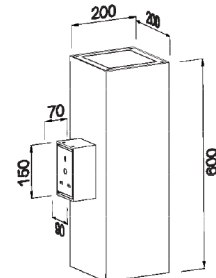
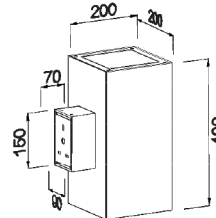
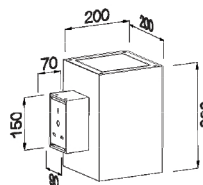
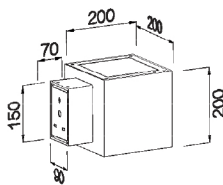
• **CODE** **COLOR**
 UDSB20301 BLACK
 UDSG20301 GREY
 UDSW20301 WHITE

• **CODE** **COLOR**
 UDSB20401 BLACK
 UDSG20401 GREY
 UDSW20401 WHITE

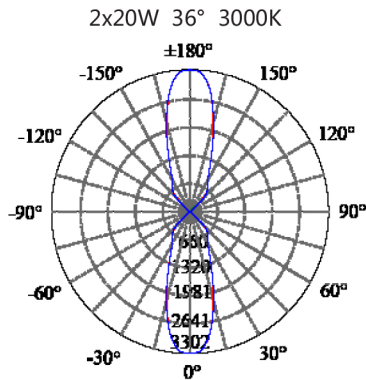
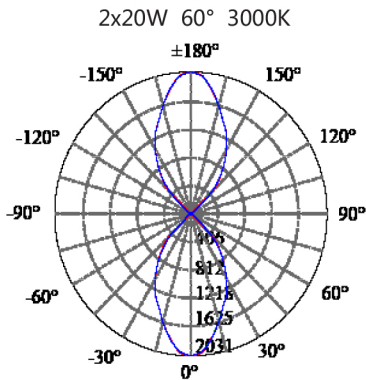
POWER: 1x20W/30W/60W

POWER: 1x20W/30W/60W

POWER: 1x20W/30W/60W



• **PHOTOMETRIC [Unit: cd]**



• **POWER DETAILS (DOWNLOAD IES FILES ON www.2020light.com)**

2x20W	CREE CXA2520	24° 4522lm / 36° 4459lm / 60° 4396lm
2x30W	CREE CXA2520	24° 6783lm / 36° 6688lm / 60° 6594lm
2x50W	CREE CXA2530	24° 11305lm / 36° 11147lm / 60° 10990lm
1x20W	CREE CXA2520	24° 2272lm / 36° 2234lm / 60° 2196lm
1x30W	CREE CXA2520	24° 3408lm / 36° 3351lm / 60° 3294lm
1x60W	CREE CXA2530	24° 6816lm / 36° 6702lm / 60° 6588lm