

Flood Light Series

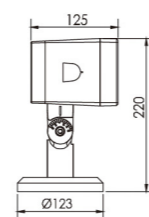
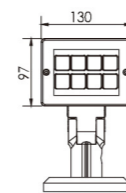
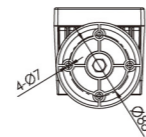
TS1266F



TS1266FC-8



TS1266F-C16



Specification

Product Code	TS1266FC-8	TS1266F-C16
LED Brand	CREE	CREE COB
LED Quantity	8pcs	1pc
Rated Power	21W	16W
Input Voltage	AC100-240V	AC100-240V
Frequency Range	50/60Hz	50/60Hz
Color	Single	Single
Beam Angle	5° 12.5° 20° 30° 48° 60° 15X30° 10X60°	15°
Control Model	CC	CC
Life	50000H	50000H
Protection Grade	IP66	IP66
Ambient Temperature	- 25°C ~ 50°C	- 25°C ~ 50°C
Ambient Humidity	10% ~ 90%	10% ~ 90%

Distribution Curve Flux (SBC Case)

TS1266F-C16

