

- Extruded aluminium and die-cast aluminium housing
- DuPont Outdoor UV resistant powdercoat finish
- 316# stainless steel screws/ Integral gear
- Fire resistant silicone seal waterproof gasket
- 8mm thick toughened FLUSH glass with trim
- CE/ SAA/ IP65/ Class 1
- Lamp: CREE COB
- CCT: 3000K/4000K/5000K/CRI  $\geq$  80 (Optional: CRI 95)
- Beam Angle: 12° / 24° / 36° / 60°
- Meanwell driver: 100-240VAC/ Constant current/ WT:-30~+70° C
- Warranty: 3 years (Optional: 5 years)

- **CODE**      **COLOR**
- SDSB1010    BLACK
- SDSG1010    GREY
- SDSW1010    WHITE

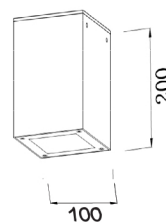
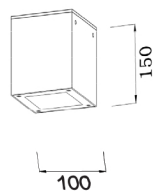
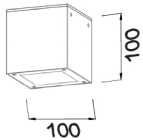
- **CODE**      **COLOR**
- SDSB1015    BLACK
- SDSG1015    GREY
- SDSW1015    WHITE

- **CODE**      **COLOR**
- SDSB1020    BLACK
- SDSG1020    GREY
- SDSW1020    WHITE

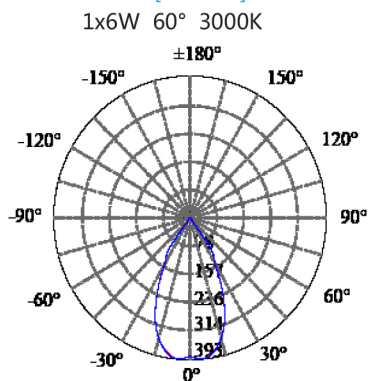
POWER:1x6W

POWER:1x6W/15W

POWER:1x6W/15W



• **PHOTOMETRIC [Unit: cd]**



• **POWER DETAILS (DOWNLOAD IES FILES ON [www.2020light.com](http://www.2020light.com))**

- 1x6W    CREE CXA1304    12° 543lm / 24° 493lm / 36° 468lm / 60° 455lm
- 1x15W    CREE CXA1512    12° 1341lm / 24° 1232lm / 36° 1170lm / 60° 1136lm